

RESEARCH

Open Access



Sociodemographic inequalities in the trends of different types of leisure-time physical activity among Brazilian adults between 2006 and 2019

Raphael H. O. Araujo^{1*}, André O. Werneck², Danilo R. Silva^{3,4,5} and Gilmar M. Jesus⁶

Abstract

Background: The current study aimed to describe the trends in gender, ethnicity, and education inequalities of types of leisure-time physical activity (LTPA) practiced by Brazilian adults from 2006 to 2019.

Methods: We used data from 2006 to 2019 of the Brazilian Surveillance System for Risk and Protective Factors for Chronic Diseases by Telephone Survey, which is an annual survey with a representative sample of adults (≥ 18 y) living in state capital cities. The types of LTPA considered were walking, running, strength/gymnastics, sports, other LTPA, and no LTPA participation. Gender (women or men), ethnicity (white, black, brown, or yellow/indigenous), and years of formal education were also self-reported. We used relative frequencies and their respective 95% confidence intervals to analyze trends. The absolute and relative differences between the proportions were used to assess the inequalities.

Results: We observed increases in inequalities related to gender and education (running and strength/gymnastics), while gender inequalities for sports, other types, and no LTPA participation decreased. There were persistent inequalities related to gender (walking) and education (sports, other types, and no LTPA participation). Considering ethnicity, we noted increases in inequality for strength/gymnastics, where white adults were more active than black and brown adults. In addition, white adults reported more access to LTPA than brown adults over the years analyzed.

Conclusion: Women, black and brown people, and subjects with less schooling were the most unfavored groups. While some inequalities persisted over the years, others increased, such as ethnicity and education inequalities for strength/gymnastics.

Keywords: Physical activity, Inequality, Gender, Ethnicity

Background

Regular physical activity is associated with several health benefits, such as lower risk of hypertension, reduced risk of depression, and improved cognition [1–3]. Among the physical activity domains, leisure-time physical activity (LTPA) is a well-established protective factor for several negative health outcomes, including mental disorders [4], different types of cancer [5], mortality due to cardiovascular disease, and all-cause mortality [6]. Beyond its

*Correspondence: raphael.edfis@gmail.com

¹ Graduation Program in Health Sciences, Londrina State University (UEL), Londrina, Brazil

Full list of author information is available at the end of the article



© The Author(s) 2022. **Open Access** This article is licensed under a Creative Commons Attribution 4.0 International License, which permits use, sharing, adaptation, distribution and reproduction in any medium or format, as long as you give appropriate credit to the original author(s) and the source, provide a link to the Creative Commons licence, and indicate if changes were made. The images or other third party material in this article are included in the article's Creative Commons licence, unless indicated otherwise in a credit line to the material. If material is not included in the article's Creative Commons licence and your intended use is not permitted by statutory regulation or exceeds the permitted use, you will need to obtain permission directly from the copyright holder. To view a copy of this licence, visit <http://creativecommons.org/licenses/by/4.0/>. The Creative Commons Public Domain Dedication waiver (<http://creativecommons.org/publicdomain/zero/1.0/>) applies to the data made available in this article, unless otherwise stated in a credit line to the data.

association with health outcomes, LTPA is also associated with a higher quality of life, and wellbeing [7]. However, the promotion of LTPA remains a global challenge. In Brazil, a study carried out with adults living in capital cities reported that the prevalence of LTPA participation (at least one day per week) was 44% in 2006 and 54% in 2016 [8]. The most widely reported types of LTPA practiced in Brazil were outdoor walking, soccer, and strength training [9]. However, there were important inequalities related to gender, age, and income in the different types of physical activity [9].

Given the inequalities in LTPA, continuous monitoring of these indicators is essential to provide evidence on the trends in inequality and to plan public policies to target risk groups. In Brazil, both the Brazilian Surveillance System for Risk and Protective Factors for Chronic Diseases by Telephone Survey (VIGITEL) and the National Health Survey (PNS) provide monitoring data on LTPA in the adult population (≥ 18 years). However, most previous studies carried out in Brazil analyzed only the trend in the level of LTPA [8, 10–12], with little available information about trends in types of LTPA [13, 14]. Information on the most commonly practiced types of physical activity is strategic because the type of physical activity provides quick, practical, and objective information on preferences and contexts, aspects influenced by culture, the development of personal skills, and inequalities in access to facilities and equipment suitable for practice.

Although previous studies investigated the trends in different types of LTPA [15] and social inequalities in the participation in different types of LTPA [9], the trends in inequalities in the participation in different types of LTPA were not explored [15]. Monitoring these trends makes it important to analyze how the participation in LTPA is varying among populational groups constantly unfavored (e.g., women and low-income people) [9], as well as to identify whether changes in the participation in different types of LTPA have been driven by specific subgroups. In addition, given that studies on trends in LTPA level have shown increases, especially among the richest groups [16], increases may occur in specific activities, such as activities traditionally paid. Consequently, understanding these trends can support public policies to reduce inequalities in access to LTPA. Thus, the current study aimed to describe the trends in gender, ethnicity, and education inequalities of types of LTPA practiced by Brazilian adults from 2006 to 2019.

Methods

Design and sample

This study used data from 2006 to 2019 from the VIGITEL survey (*Brazilian Surveillance System for Risk and Protective Factors for Chronic Diseases by Telephone*

Survey). The VIGITEL is an annual telephone-based cross-sectional survey with adults (≥ 18 years old) living in Brazilian state capitals (26 capitals) and the Federal District. To estimate the frequencies of risk factors among the population [95% confidence interval (CI) and maximum error of 2%], the minimum sample size in each city was 2,000 participants. Initially, 5,000 telephone lines were drawn in each city, with stratification by region. After the exclusion of commercial and non-operational lines, 2,000 lines were randomly selected, and in each household, one adult was randomly selected to respond to the questionnaire. Further information is available elsewhere [17].

Leisure-time physical activity

LTPA was assessed by the question: “In the last three months, did you practice any type of exercise or sports?”. Possible answers were “yes” or “no”. Those who answered yes, responded to the following question “What is the main type of physical exercise or sport that you practiced?”. Possible answers were categorized into walking (walking and treadmill walking), running (running and treadmill running), strength/gymnastics (strength training; gym aerobics; water aerobics; gymnastics), sports (swimming; martial arts; football; basketball; volleyball; and tennis), and other LTPA (outdoor or indoor cycling; dance [ballet, belly dance, ballroom dance]; or other).

Socio-demographic characteristics

The socio-demographic characteristics consisted of gender (men and women), ethnicity (white, black, brown, and yellow/indigenous), and education (0–8, 9–11, and 12 + years of schooling).

Statistics

The descriptive analysis was performed by relative frequencies and their respective 95% confidence intervals (95%CI). The 95%CI were used to identify the trends in the prevalence of different types of leisure-time physical activity between 2006 and 2019. Absolute differences were used to present the gender and ethnic inequalities, with results reported in percentage points (p.p.). The Slope Index of Inequality (SII) was used to measure the education inequality considering the intermediate group (9–11 years of schooling). Equiplots were created using the “equiplot” command (<https://equidade.org/equiplot>). The SII was calculated using the “siilogit” command (<https://equidade.org/ineq-measures>). All the analyses considered the sampling weights. The analyses were conducted in Stata 15.0 software.

Results

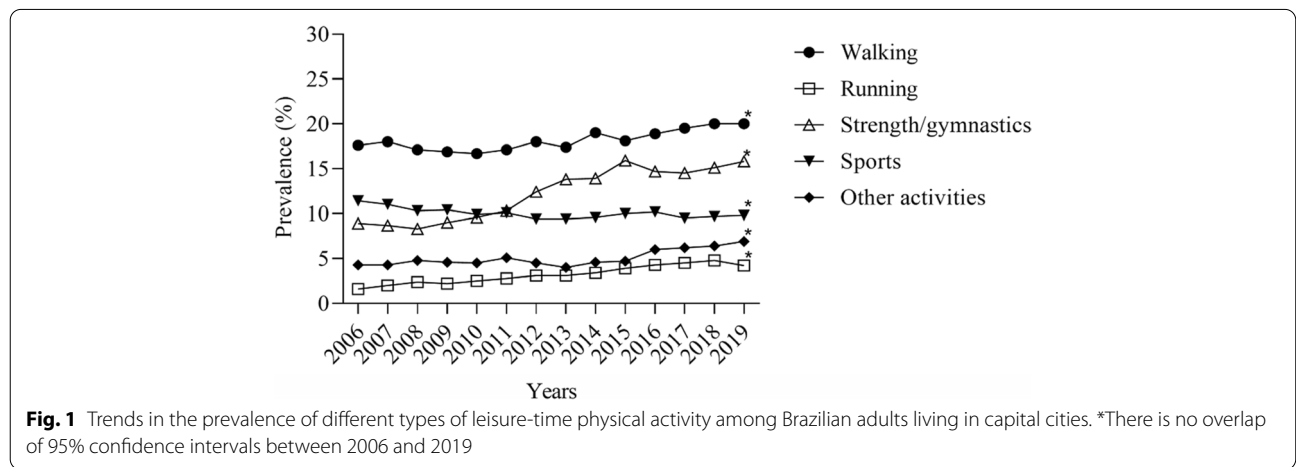
Figure 1 presents the trends in walking, running, strength/gymnastics, sports, other types of LTPA, and no LTPA participation between 2006 and 2019. We noticed increases in participation in walking, running, strength/gymnastics, and other activities. On the other hand, there was a decrease in sports participation. In addition, we observed a reduction in the frequencies of those who did not participate in LTPA between 2006 [55.9% (95% CI, 55.0; 56.7)] and 2019 [43.0% (95% CI, 42.0; 44.0)].

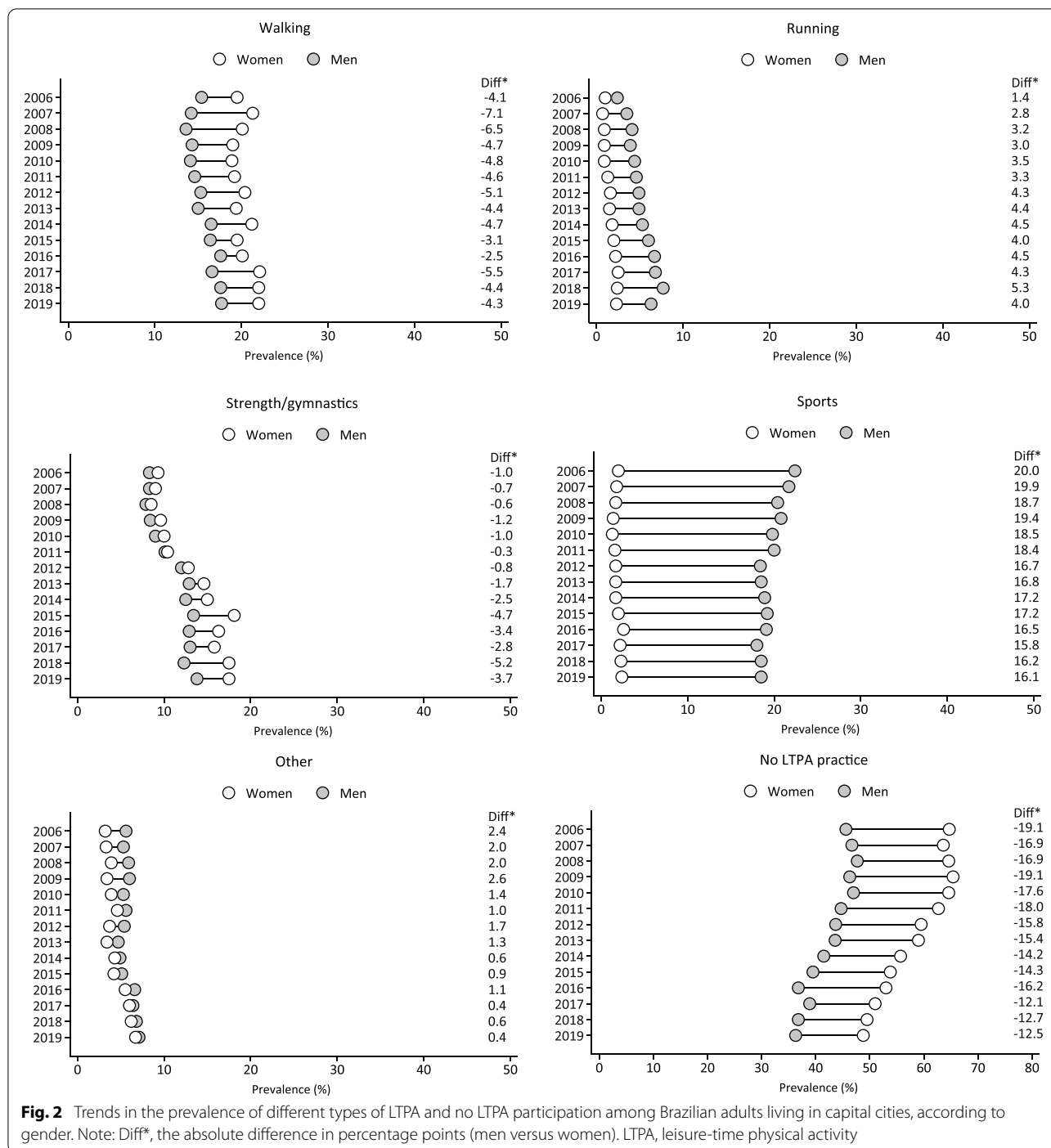
Figure 2 shows the trends in different types of LTPA and no LTPA participation, between 2006 and 2019, according to gender. In general, we observed an increase in the percentage of women and men who participated in walking [(women, 2006: 19.5% vs. 2019: 22.0%); (men, 2006: 15.4% vs. 2019: 17.7%)], running [(women, 2006: 1.0% vs. 2019: 2.3%); (men, 2006: 2.4% vs. 2019: 6.3%)], and strength/gymnastics [(women, 2006: 9.3% vs. 2019: 17.5%); (men, 2006: 8.3% vs. 2019: 13.8%)]. There was a decrease in sports participation among men (2006: 22.4% vs. 2019: 18.5%), while no changes were noted among women (2006: 2.0% vs. 2019: 2.4%). In addition, we observed a slight decrease in the gender disparity in sports participation (the type of LTPA with the highest gender disparity), with a difference between men and women of 20.4p.p. in 2006 versus 16.1p.p. in 2019. There was a decrease in the prevalence of no LTPA participation among women (2006: 64.7% vs. 2019: 48.8%) and men (2006: 45.6% vs. 2019: 36.3%), however, the prevalence of women who reported no LTPA participation in 2019 (48.8%) was still higher than among men in 2006 (45.6%).

Figure 3 shows the trends in different types of LTPA and no LTPA participation, between 2006 and 2019, according to ethnicity. There was an increase in the prevalence of walking among brown (2006: 16.2% vs. 2019:

19.4%), running among white (2006: 1.9% vs. 2019: 3.9%), brown (2006: 1.4% vs. 2019: 4.3%), and yellow/indigenous adults (2006: 0.5% vs. 2019: 4.6%), strength/gymnastics among white (2006: 10.3% vs. 2019: 18.5), black (2006: 7.3% vs. 2019: 11.9%), and brown (2006: 7.8% vs. 2019: 14.1%), and other types of LTPA among white (2006: 4.8% vs. 2019: 6.9%) and brown (2006: 4.1% vs. 2019: 7.2%). There was a decrease in sports participation among brown adults (2006: 12.6% vs. 2019: 9.8%). In addition, the prevalence of no LTPA participation decreased among white (2006: 53.6% vs. 2019: 40.8%), black (2006: 56.7% vs. 2019: 44.7%) and brown (2006: 57.7% vs. 2019: 45.0%). Concerning the disparities, in 2006, white ethnicities reported more participation in strength/gymnastics activities than black and brown ethnicities (black versus white: -3.0p.p.; brown versus white: -2.5p.p.); in addition, we observed increases in absolute differences over the years analyzed (2019, black versus white, -6.6p.p.; brown versus white, -4.4p.p.). In 2006, there was no difference in sports participation between black and white and between black and brown. However, in 2019, black adults (13.7%) presented more participation in sports than white (8.8%) and brown (9.8%).

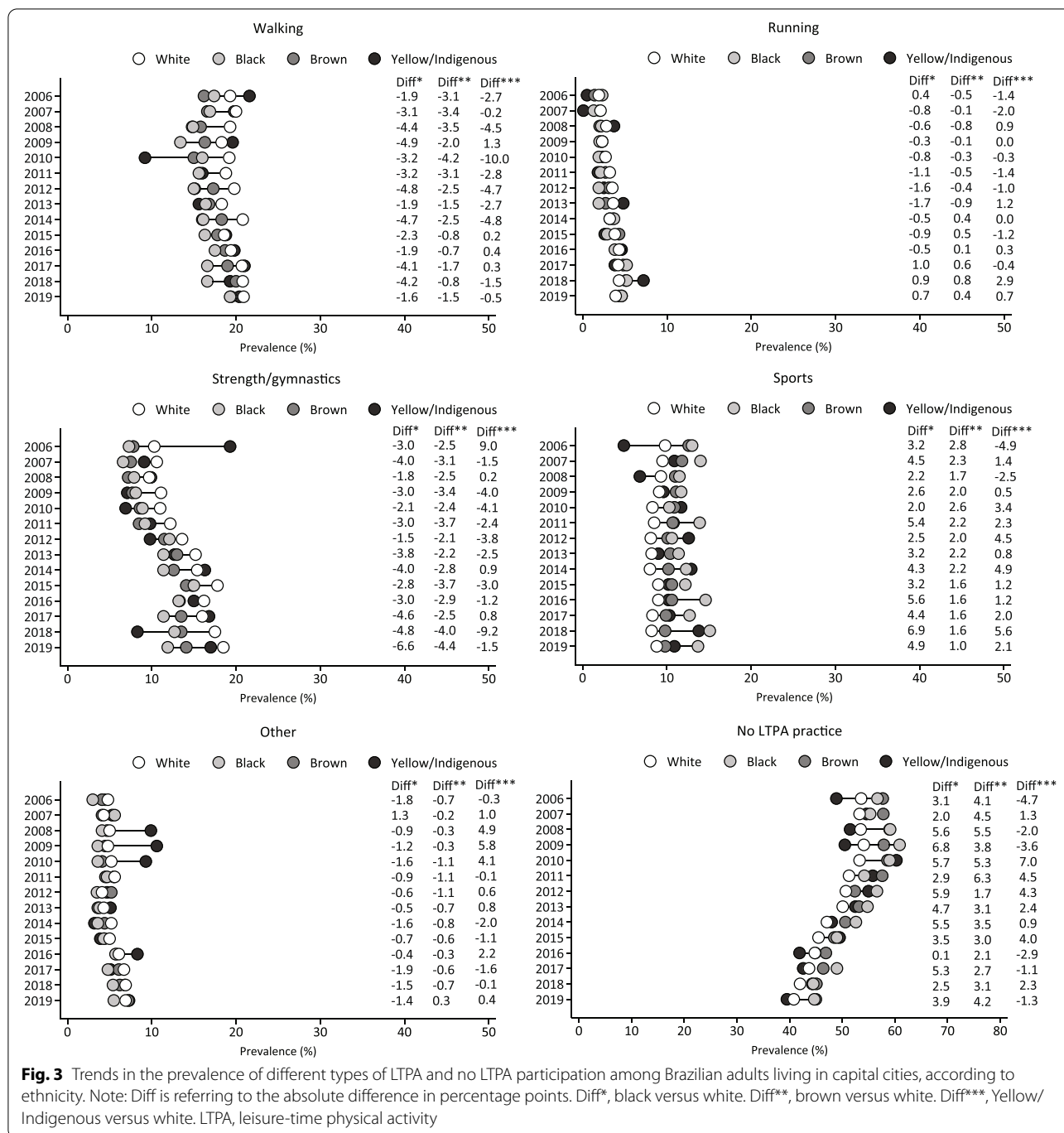
Figure 4 shows the trends in different types of LTPA and no LTPA participation, between 2006 and 2019, according to education level. We observed increases in running (0 to 8 years, 2006: 0.7% vs. 2019: 1.9%; 9 to 11 years, 2006: 1.6% vs. 2019: 4.0%; 12+ years, 2006: 3.6% vs. 2019: 6.3%), strength/gymnastic (0 to 8 years, 2006: 3.9% vs. 2019: 7.2%; 9 to 11 years, 2006: 10.3% vs. 2019: 13.1%; 12+ years, 2006: 17.4% vs. 2019: 26.1%), and other types of LTPA (0 to 8 years, 2006: 3.0% vs. 2019: 4.9%; 9 to 11 years, 2006: 4.6% vs. 2019: 6.8%; 12+ years, 2006: 6.5% vs. 2019: 8.6%) among all education achievement categories. There was an increase in the prevalence of walking among those with 0 to 8 years of schooling





(2006: 16.3% vs. 2019: 22.1%) and 9 to 11 years of schooling (2006: 17.5% vs. 2019: 19.7%), while no change was noted among those with 12+ years of schooling. Sports participation decreased among those with 9 to 11 years of schooling (2006: 15.1% vs. 2019: 12.5%). The main disparities in LTPA analyzed were observed in activities of strength/gymnastics, whose SII ranged from 18.9

(95%CI: 17.1; 20.7) to 29.6 (95%CI: 26.7; 32.5). Although the prevalence of no LTPA participation decreased in all categories of education level [(0 to 8 years, 2006: 67.5% vs. 2019: 57.0%); (9 to 11 years, 2006: 50.7% vs. 2019: 43.5%); (12+ years, 2006: 39.2% vs. 2019: 30.4%)], the inequality between the groups remained constant over the years [SII, 2006: -39.8 (95%CI: -42.5; -37.1); SII, 2019:



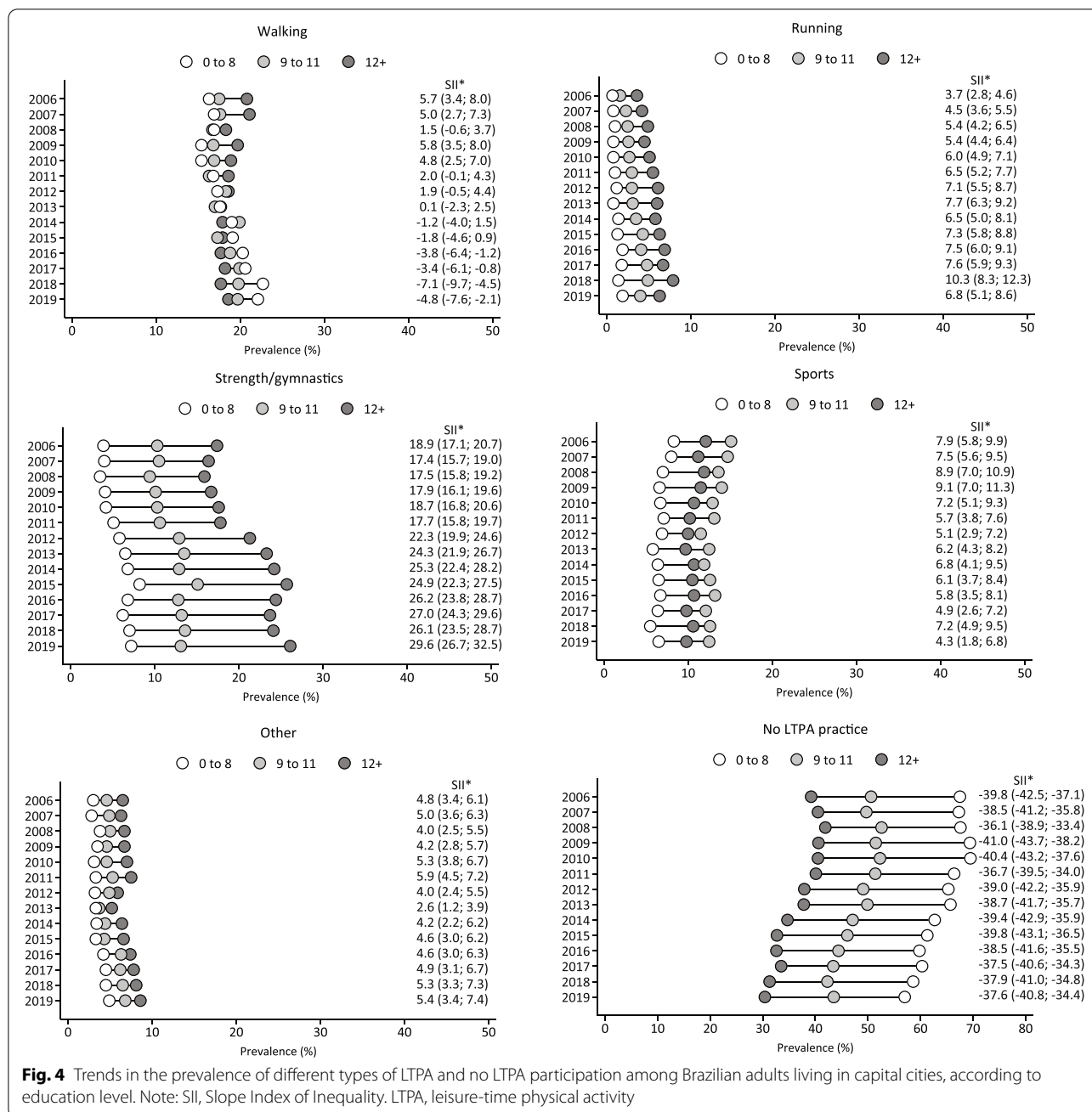
-37.6 (-40.8; -34.4)]. Furthermore, the prevalence of no LTPA participation among those with 0 to 8 and 9 to 11 years of schooling in 2019 (57.0% and 43.5%, respectively) was still higher than among those with 12+ years of schooling in 2006 (39.2%).

The Supplementary Tables 1, 2 and 3 present the prevalence and their respective 95% CI of walking, running, strength/gymnastics, sports, other types of LTPA, and no

LTPA participation between 2006 and 2019, according to gender, ethnicity, and education level, respectively.

Discussion

We aimed to analyze the trends in the gender, ethnicity, and education inequalities of different types of LTPA among adults living in Brazilian capitals. Despite the general increase in LTPA participation over the years,



focusing only on the overall prevalence can hide inequalities among population subgroups. In this sense, our stratified analysis revealed persistent disparities related to gender (walking, running, sports, and no LTPA participation), ethnicity (strength/gymnastics and no LTPA participation), and education (running, strength/gymnastics, sports, other types of LTPA, and no LTPA participation).

Several studies have reported gender inequality in physical activity as a major challenge in physical activity promotion [18, 19]. Some factors that help explain these

inequalities have been reported in the literature, such as social and cultural norms where involvement in household chores is much higher among women than among men. Even among youth, studies have demonstrated that parental and school support for participation in sports is higher for boys than for girls, demonstrating that actions aiming to tackle gender inequality need to start early [20]. In Brazil, Cruz et al. [8] observed that between 2006 and 2016, men were more active during leisure time than women, with a slight decrease in gender inequality.

However, we observed different trends depending on the type of LTPA, with an increasing trend of inequality in women being more engaged in walking and strength/gymnastics, and an increasing trend in men being more engaged in running than women. Despite the changes in the inequalities, we highlight that there was persistent gender inequality, especially in sports participation, which could be the main driver for a higher prevalence of no LTPA participation among women. Although men and women can prefer certain types of physical activities, men reported more LTPA participation than women over all the years analyzed. Thus, our findings suggest that differences in sports participation can be not only a preference, but also a difference in access and support. In this way, promoting the participation of women in sports is a key point to decreasing the gender inequality in LTPA, as well as increasing physical activity levels worldwide [21, 22].

We noted trends in the ethnicity inequalities, especially for strength/gymnastics. There were also consistent inequalities over the years, where white people had more access to these activities than their black and brown peers, and the proportion of no LTPA participation was greater among brown than white adults over the years analyzed. The association between ethnicity and LTPA among adults has already been presented in the Brazilian context [23, 24], but less is known about the different types of LTPA [9]. Therefore, our findings can be interpreted considering different perspectives. In Brazil, there is great inequality in society concerning ethnicity, including structural racism. For several historical reasons, poverty levels are higher among brown and black people. For example, the percentage of white people with an income below 5.5 dollars a day is 15.4%, while the percentage of black/ brown ethnicities is 32.9% [25]. Higher poverty rates can lead to less access to private structures for physical activity, such as gyms. These findings demonstrate the urgent need for public policies to improve income distribution, giving greater autonomy for individuals to engage in LTPA, as well as enhance other health conditions [26, 27].

Our results also indicated that education inequalities increased over the years for strength/gymnastics, with increased participation among those with a higher education level than those with a lower education level. The inequalities also persisted over time for the other types of LTPA, where those with more education presented a higher prevalence of the different LTPA types, except for walking. Likewise, although LTPA is increasing among Brazilian adults, this was especially observed among the higher education group [16]. Thus, our findings expand previous research by showing that the biggest inequalities occurred in strength/gymnastics activities. Some facts

can help in explaining these inequalities, for instance, “strength/gymnastics” activities commonly include membership fees, and the fact that individuals with higher education may have higher incomes than those with less education increases the probability of access to this type of LTPA [28]. Other reasons could also partly explain the maintenance of these inequalities over time, such as the unequal distribution of physical activity facilities, which especially affects areas with disadvantaged socioeconomic backgrounds [29]. Our results also revealed that the proportion of participants with no LTPA participation was higher among those with a low education level (0 to 8 and 9 to 11 years of schooling) in 2019 than among those with a higher education level in 2006, reinforcing the urgency to promote physical activity, especially to socially disadvantaged groups.

In Brazil, the promotion of physical activity within the Unified Health System is part of the national agenda, with the National Health Promotion Policy [30], Family Health Support Centers, and Health Academy Program [31]. The Health Academy Program is free-of-charge, inclusive, and with easy access to people from different socioeconomic backgrounds, as it is located in the same reference territories as the facilities of the Family Health Strategy teams [32]. In 2017, the Health Academy Program was present in 2,678 of the 5,570 Brazilian municipalities, especially in small municipalities with greater social vulnerability [32]. Despite these issues, universal access to the Health Academy Program is not guaranteed, for reasons related to opening hours (only 30% work in the three shifts of the day), lower participation of men, precariousness in the employment relationship of professionals, and some difficulties in articulating with the network of primary health care services, which can lead to interruptions in the provision of activities [33]. Notwithstanding the importance of these policies for physical activity promotion and reduction of inequalities, since 2016, Brazil has undergone fiscal austerity measures that have deepened the underfunding of the Unified Health System and negatively impacted the functioning of these programs.

Strengths and limitations

Our study has strengths, such as the use of a large sample from 14 different years. On the other hand, some limitations should also be considered, such as physical activity was all self-reported, which could present recall bias. However, currently, there are no viable objective methods available to assess types of physical activity in population studies. Despite the large population, VIGITEL is representative only of adults living in state capital cities, and consequently, the survey is not representative of non-capital cities and the rural population. The VIGITEL

is a telephone-based survey with a sample restricted to people with landline telephones. This limitation in the representativeness could affect the estimates, especially in regions with lower coverage of landline telephones, given that LTPA has been less frequent among those most socially unfavored [34].

Based on our results, strategies to promote physical activity in the population should focus on improving the distribution of physical activity facilities, especially in areas with disadvantaged socioeconomic backgrounds, through the expansion and reinforcement of public policies, such as the Health Academy Program. Furthermore, these strategies could include the improvement of macroeconomic policies to increase the employment rate together with income distribution policies to reduce socioeconomic inequality and the monitoring of barriers to the practice of different types of physical activities among the most disadvantaged groups which, in addition to socioeconomic factors, may include interpersonal factors such as lack of motivation, lack of time, illness and physical limitations [35].

Conclusion

Even though there was an increase in the participation in different physical activity types, the increase was not equal in all population groups, with women, black and brown people, and subjects with less schooling being the most unfavored groups. In addition, while some inequalities persisted over the years, others increased, such as the ethnicity and education inequalities for strength/gymnastics. Continuous surveillance is essential to explore whether inequalities are reducing, or not and this is even more necessary in the present period, to monitor the inequalities and challenges for physical activity promotion in the “post-COVID era”.

Supplementary Information

The online version contains supplementary material available at <https://doi.org/10.1186/s12939-022-01728-y>.

Additional file 1: Table S1. Trends in the prevalence of different types of LTPA and no LTPA participation among Brazilian adults living in capital cities, according to gender. **Table S2.** Trends in the prevalence of different types of LTPA and no LTPA participation among Brazilian adults living in capital cities, according to ethnicity. **Table S3.** Trends in the prevalence of different types of LTPA and no LTPA participation among Brazilian adults living in capital cities, according to education level.

Acknowledgements

We gratefully thank all the organizations involved in the collection of data.

Authors' contributions

RHOA, AOW, DRS, and GMJ: study design and conception. RHOA, AOW, DRS, and GMJ: dataset organization and data analysis. RHOA: first draft. All authors made substantial contributions to the main manuscript text and approved the final version.

Funding

This specific study did not receive funding. RHOA is supported by the Coordination for the Improvement of Higher Education Personnel (CAPES) with a PhD scholarship (CAPES process: 88887.605034/2021-00). AOW is supported by the São Paulo Research Foundation (FAPESP) with a PhD scholarship (FAPESP process: 2019/24124-7). DRS is supported by the European Union “NextGenerationEU” for the Recovery, Transformation and Resilience Plan and by the Ministry of Universities, within the framework of the grants “María Zambrano” for the requalification of the Spanish university system 2021-2023 convened by the Pablo de Olavide University, Seville. This paper presents independent research. The views expressed in this publication are those of the authors and not necessarily those of the acknowledged institutions.

Availability of data and materials

Data are available under open access through the link: <http://svs.aids.gov.br/download/Vigitel/>.

Declarations

Ethics approval and consent to participate

The VIGITEL was approved by the Commission National Research Ethics for Human Beings of the Ministry of Health. Informed consent was obtained from all subjects. The study was conducted in accordance with the principles expressed in the Declaration of Helsinki.

Consent for publication

The study does not present individual details/images/videos of the participants.

Competing interests

Authors declare no competing interests.

Author details

¹Graduation Program in Health Sciences, Londrina State University (UEL), Londrina, Brazil. ²Center for Epidemiological Research in Nutrition and Health, Department of Nutrition, School of Public Health, University of São Paulo (USP), São Paulo, Brazil. ³Department of Physical Education, Federal University of Sergipe (UFS), São Cristóvão, Brazil. ⁴Department of Sports and Computer Science, Universidad Pablo de Olavide (UPO), Seville, Spain. ⁵Faculty of Health Sciences, Universidad Autónoma de Chile, Santiago, Chile. ⁶Department of Health, State University of Feira de Santana (UEFS), Feira de Santana, Bahia, Brazil.

Received: 26 January 2022 Accepted: 23 August 2022

Published online: 29 August 2022

References

1. Brasil. Ministério da Saúde. Secretaria de Atenção Primária à Saúde. Departamento de Promoção da Saúde. Guia de Atividade Física para a População Brasileira. Brasília: Ministério da Saúde; 2021.
2. Chaput J-P, Willumsen J, Bull F, Chou R, Ekkelund U, Firth J, et al. 2020 WHO guidelines on physical activity and sedentary behaviour for children and adolescents aged 5–17 years: summary of the evidence. *Int J Behav Nutr Phys Act.* 2020;17:141.
3. Organization WH. WHO guidelines on physical activity and sedentary behaviour. 2020.
4. Firth J, Solmi M, Wootton RE, Vancampfort D, Schuch FB, Hoare E, et al. A meta-review of “lifestyle psychiatry”: the role of exercise, smoking, diet and sleep in the prevention and treatment of mental disorders. *World Psychiatry.* 2020;19:360–80.
5. Moore SC, Lee I-M, Weiderpass E, Campbell PT, Sampson JN, Kitahara CM, et al. Association of Leisure-Time Physical Activity With Risk of 26 Types of Cancer in 1.44 Million Adults. *JAMA Intern Med.* 2016;176:816.
6. Arem H, Moore SC, Patel A, Hartge P, Berrington de Gonzalez A, Viswanathan K, et al. Leisure Time Physical Activity and Mortality. *JAMA Intern Med.* 2015;175:959.

7. Eime RM, Young JA, Harvey JT, Charity MJ, Payne WR. A systematic review of the psychological and social benefits of participation in sport for adults: informing development of a conceptual model of health through sport. *Int J Behav Nutr Phys Act.* 2013;10:135.
8. Cruz MS da, Bernal RTI, Claro RM. Tendência da prática de atividade física no lazer entre adultos no Brasil (2006–2016). *Cad Saude Publica.* 2018;34:e00114817.
9. Guimarães Lima M, Malta DC, Monteiro CN, da Silva Sousa NF, Stopa SR, Medina L de PB, et al. Leisure-time physical activity and sports in the Brazilian population: A social disparity analysis. *PLoS One.* 2019;14:e0225940.
10. Hallal PC, Knuth AG, Reis RS, Rombaldi AJ, Malta DC, Iser BPM, et al. Tendências temporais de atividade física no Brasil (2006–2009). *Rev Bras Epidemiol.* 2011;14 suppl 1:53–60.
11. Ide PH, Martins MSAS, Segri NJ. Tendência dos diferentes domínios da atividade física em adultos brasileiros: dados do Vigitel de 2006–2016. *Cad Saude Publica.* 2020;36:e00142919.
12. Mielke GI, Hallal PC, Malta DC, Lee I-M. Time trends of physical activity and television viewing time in Brazil: 2006–2012. *Int J Behav Nutr Phys Act.* 2014;11:101.
13. Lima DF de, Piovani VGS, Lima LA. Prática de futebol recreativo entre adultos residentes nas capitais brasileiras, 2011–2015. *Epidemiol e Serviços Saúde.* 2018;27:e2017284.
14. Oliveira GM, Lopes AD, Hespagnol L. Are there really many runners out there? Is the proportion of runners increasing over time? A population-based 12-year repeated cross-sectional study with 625,460 Brazilians. *J Sci Med Sport.* 2021;24:585–91.
15. de Sa TH, Garcia LMT, Claro RM. Frequency, distribution and time trends of types of leisure-time physical activity in Brazil, 2006–2012. *Int J Public Health.* 2014;59:975–82.
16. Werneck AO, Barboza LL, Araújo RHO, Oyeyemi AL, Damacena GN, Szwarcwald CL, et al. Time Trends and Sociodemographic Inequalities in Physical Activity and Sedentary Behaviors Among Brazilian Adults: National Surveys from 2003 to 2019. *J Phys Act Heal.* 2021;18:1332–41.
17. Moura EC, Morais Neto OL de, Malta DC, Moura L de, Silva NN da, Bernal R, et al. Vigilância de Fatores de Risco para Doenças Crônicas por Inquérito Telefônico nas capitais dos 26 estados brasileiros e no Distrito Federal (2006). *Rev Bras Epidemiol.* 2008;11:20–37.
18. Bauman AE, Reis RS, Sallis JF, Wells JC, Loos RJJF, Martin BW, et al. Correlates of physical activity: Why are some people physically active and others not? *Lancet.* 2012;380:258–71.
19. SFM C, Van Cauwenberg J, Maenhout L, Cardon G, Lambert EV, Van Dyck D. Inequality in physical activity, global trends by income inequality and gender in adults. *Int J Behav Nutr Phys Act.* 2020;17:142.
20. Telford RM, Telford RD, Olive LS, Cochrane T, Davey R. Why Are Girls Less Physically Active than Boys? Findings from the LOOK Longitudinal Study. *PLoS One.* 2016;11:e0150041.
21. Mielke GI, da Silva ICM, Kolbe-Alexander TL, Brown WJ. Shifting the Physical Inactivity Curve Worldwide by Closing the Gender Gap. *Sport Med.* 2018;48:481–9.
22. Brown WJ, Mielke GI, Kolbe-Alexander TL. Gender equality in sport for improved public health. *Lancet.* 2016;388:1257–8.
23. Las Casas RCR, Bernal RTI, Melo EM, Malta DC. Prevalência da atividade física no tempo livre nas capitais brasileiras. *Rev Med Minas Gerais.* 2016;26:S260–S265.
24. Gomes CS, Matozinhos FP, Mendes LL, Pessoa MC, Velasquez-Melendez G. Physical and Social Environment Are Associated to Leisure Time Physical Activity in Adults of a Brazilian City: A Cross-Sectional Study. *PLoS One.* 2016;11:e0150017.
25. Instituto Brasileiro de Geografia e Estatística (IBGE). Desigualdades sociais por cor ou raça no Brasil. Estudos e Pesquisas-Informação Demográfica e Socioeconômica. 2019;41.
26. Rasella D, Alves FJO, Rebouças P, de Jesus GS, Barreto ML, Campello T, et al. Long-term impact of a conditional cash transfer programme on maternal mortality: a nationwide analysis of Brazilian longitudinal data. *BMC Med.* 2021;19:127.
27. Buss PM, Pellegrini Filho A. A saúde e seus determinantes sociais. *Physis Rev saúde coletiva.* 2007;17:77–93.
28. Rodrigues PF, Melo M, Assis M, Oliveira A. Condições socioeconômicas e prática de atividades físicas em adultos e idosos: uma revisão sistemática. *Rev Bras Atividade Física Saúde.* 2017;22:217–32.
29. Dopp EV de O, Nascimento WG, Goulardins GS, Kokubun E, Nakamura PM. Public spaces leisure in Rio Claro - SP (Brazil): quality, distribution, and social vulnerability. *Mot Rev Educ Física.* 2021;27:e1021022320.
30. Brasil. Ministério da Saúde. Secretaria de Vigilância em Saúde. Secretaria de Atenção à Saúde. Política Nacional de Promoção da Saúde. Brasília: Ministério da Saúde; 2006.
31. Gomes GA de O, Kokubun E, Mieke GI, Ramos LR, Pratt M, Parra DC, et al. Characteristics of physical activity programs in the Brazilian primary health care system. *Cad Saude Publica.* 2014;30:2155–68.
32. Brasil. Ministério da Saúde. Secretaria de Vigilância em Saúde. Departamento de Vigilância de Doenças e Agravos não Transmissíveis e Promoção da Saúde. Panorama nacional de implementação do Programa Academia da Saúde : monitoramento do Programa Academia da Saúde: ciclo 2017. Brasília: Ministério da Saúde; 2018.
33. Sá GBAR de, Dornelles GC, Cruz KG, Amorim RC de A, Andrade SSC de A, Oliveira TP, et al. O Programa Academia da Saúde como estratégia de promoção da saúde e modos de vida saudáveis: cenário nacional de implementação. *Cien Saude Colet.* 2016;21:1849–60.
34. Bernal RTI, Malta DC, Claro RM, Monteiro CA. Effect of the inclusion of mobile phone interviews to Vigitel. *Rev Saude Publica.* 2017;51 suppl 1.
35. Rech CR, Camargo EM de, Araujo PAB de, Loch MR, Reis RS. Perceived barriers to leisure-time physical activity in the Brazilian population. *Rev Bras Med do Esporte.* 2018;24:303–9.

Publisher's Note

Springer Nature remains neutral with regard to jurisdictional claims in published maps and institutional affiliations.

Ready to submit your research? Choose BMC and benefit from:

- fast, convenient online submission
- thorough peer review by experienced researchers in your field
- rapid publication on acceptance
- support for research data, including large and complex data types
- gold Open Access which fosters wider collaboration and increased citations
- maximum visibility for your research: over 100M website views per year

At BMC, research is always in progress.

Learn more biomedcentral.com/submissions

